


Neuropsychological Assessment

Clinical neuropsychology is a specialty profession that focuses on brain functioning using objective tests of memory, concentration, attention, problem solving, and other thinking skills. This testing generates a detailed pattern of strengths and weaknesses to be used in diagnosis, treatment planning, and making future recommendations.



Georgemiller, Whyte and Associates is a team of experienced dedicated psychologists that can assist with meeting the many challenging needs that face an individual from childhood through their senior years.

Georgemiller, Whyte and Associates is there whenever an emotional need arises.

Our philosophy is to provide emotional support to individuals, couples and families in a confidential professional setting from childhood through the senior years.

950 Lee Street, Suite 202
Des Plaines, IL 60016
Phone: 847-696-1100
Email:
info@georgemillerwhyte.com

Georgemiller
GW Whyte &
Associates

EVALUATION OF DRIVING SAFETY

NEUROPSYCHOLOGICAL EVALUATIONS FOR FITNESS-TO-DRIVE




Tel: 847-696-1100

Driving Assessment

In our modern society, driving is among the most basic, instrumental activities in our busy lives. However, driving can also potentially be among the more dangerous activities we engage in on a daily basis. What happens when we begin to have concerns about our own or a loved one's ability to continue safely engaging in this activity?

At Georgemiller, Whyte and Associates, we can help provide answers to these questions. We offer cognitive assessments that focus on those abilities essential to driving in order to help determine whether someone is likely to have difficulties .




What can I expect during a driving assessment?

A driving assessment will involve paper-and-pencil as well as computer administered tests that examine cognitive abilities which are related to overall driving performance.

These areas include:

- Attention
- Concentration
- Motor Abilities
- Visuospatial Skills
- Working Memory
- Reaction Time
- Processing Speed
- Problem Solving



Who can benefit from a driving assessment?

Driving assessments may be beneficial for individuals who have had a brain injury, stroke, or recent diagnosis of dementia, such as Alzheimer's disease.

Additionally, driving assessments are valuable for older adults who may have concerns about a decline in their overall driving ability .

Georgemiller, Whyte & Associates

950 Lee Street, Suite 202
Phone: 847-696-1100
E-mail:
info@georgemillerwhyte.com